

# S.J. ENCLAVE




## BLOCK A-1, A-2



**Disclaimer**

This is a graphical representation of the actual map and we cannot guarantee the validity of information shown here.

The information on this map is for informational purposes only. Please refer to actual map for accurate details and clarification before making any investment decisions.

-  SCHOOLS
-  COMMERCIAL
-  GREEN